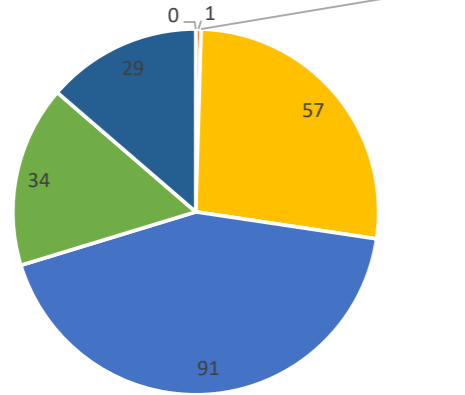


Day 1 Board report 24 January 2023

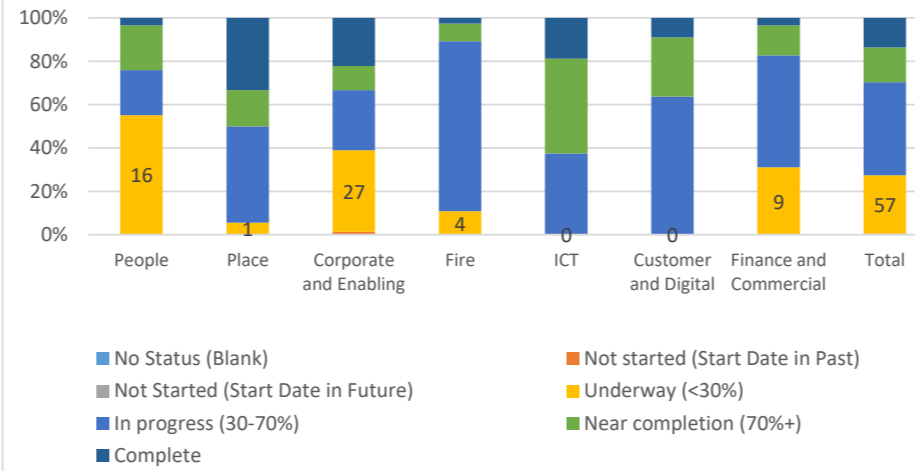
Data Date: 19/01/2023

Progress Against Day 1 Requirements

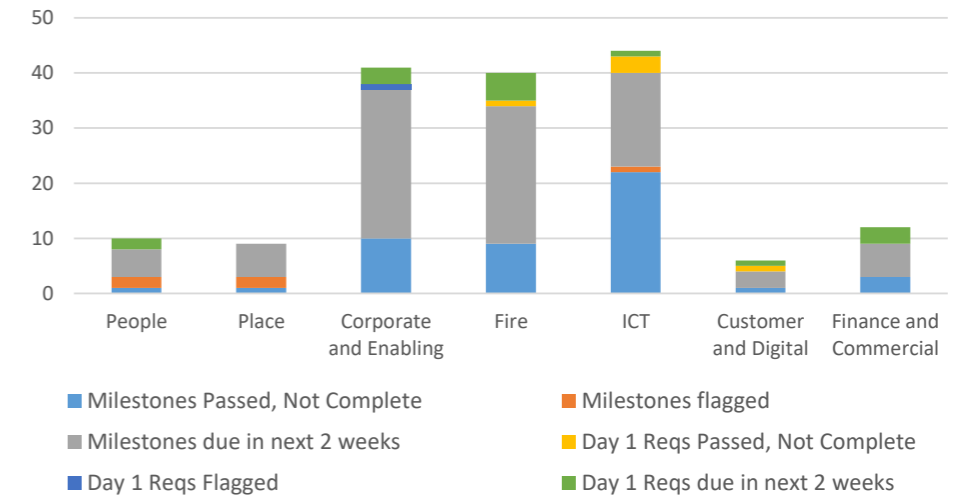


- No Status (Blank)
- Not started (Start Date in Past)
- Not Started (Start Date in Future)
- Underway (<30%)
- In progress (30-70%)
- Near completion (70%+)
- Complete

Breakdown by Theme



Requirements and Milestones that are incomplete and due, flagged or upcoming



Day 1 requirements and milestone count

| | People | Place | Corporate and Enabling | Fire | ICT | Customer and Digital | Finance and Commercial | Total |
|---------------------------|-----------|-----------|------------------------|------------|------------|----------------------|------------------------|-------------|
| Day 1 requirements | 29 | 18 | 72 | 37 | 16 | 11 | 29 | 212 |
| L1 milestones | - | - | 50 | - | 18 | 4 | 4 | 76 |
| ↳ Or Fire Board | - | - | - | 51 | - | - | - | 51 |
| L2 milestones | 15 | 7 | 64 | 24 | 125 | 10 | 3 | 248 |
| L3 milestones | 83 | 69 | 226 | 31 | 443 | 33 | 72 | 957 |
| | 98 | 76 | 340 | 106 | 586 | 47 | 79 | 1332 |

Day 1 requirements status updates

| | People | Place | Corporate and Enabling | Fire | ICT | Customer and Digital | Finance and Commercial | Total |
|---|-----------|-----------|------------------------|-----------|-----------|----------------------|------------------------|------------|
| No Status (Blank) | 0 | 0 | 0 | 0 | 0 | 0 | 0 | 0 |
| Not started (Start Date in Past) | 0 | 0 | 1 | 0 | 0 | 0 | 0 | 1 |
| Not Started (Start Date in Future) | 0 | 0 | 0 | 0 | 0 | 0 | 0 | 0 |
| Underway (<30%) | 16 | 1 | 27 | 4 | 0 | 0 | 9 | 57 |
| In progress (30-70%) | 6 | 8 | 20 | 29 | 6 | 7 | 15 | 91 |
| Near completion (70%+) | 6 | 3 | 8 | 3 | 7 | 3 | 4 | 34 |
| Complete | 1 | 6 | 16 | 1 | 3 | 1 | 1 | 29 |
| Post-Day 1 Requirements | 0 | 0 | 0 | 0 | 0 | 0 | 0 | 0 |
| | 29 | 18 | 72 | 37 | 16 | 11 | 29 | 212 |

Milestone & Day 1 Requirements Summary

| | People | Place | Corporate and Enabling | Fire | ICT | Customer and Digital | Finance and Commercial | Total |
|---------------------------------|--------|-------|------------------------|-------|-------|----------------------|------------------------|-------|
| Milestones Complete | 47 | 33 | 212 | 14 | 274 | 32 | 36 | 648 |
| Milestones Complete (%) | 48.0% | 43.4% | 62.4% | 13.2% | 46.8% | 68.1% | 45.6% | 48.6% |
| Milestones Passed, Not Complete | 1 | 1 | 10 | 9 | 22 | 1 | 3 | 47 |
| Milestones flagged | 2 | 2 | 0 | 0 | 1 | 0 | 0 | 5 |
| Milestones due in next 2 weeks | 5 | 6 | 27 | 25 | 17 | 3 | 6 | 89 |
| Post-Day 1 Milestones | 0 | 0 | 0 | 0 | 1 | 0 | 0 | 1 |
| Day 1 Reqs Passed, Not Complete | 0 | 0 | 0 | 1 | 3 | 1 | 0 | 5 |
| Day 1 Reqs Flagged | 0 | 0 | 1 | 0 | 0 | 0 | 0 | 1 |
| Day 1 Reqs due in next 2 weeks | 2 | 0 | 3 | 5 | 1 | 1 | 3 | 15 |

Actions snapshot

| The Delivery plans include 4743 lines of data, of which: | Of data marked as a Day 1 Requirement or a Milestone: |
|--|---|
| 93.8% have an owner | 100.0% have an owner |
| 90.3% have a start date | 100.0% have a start date |
| 91.5% have an end date | 100.0% have an end date |
| 94.7% have a status recorded | 100.0% have a status recorded |